

34th Annual Meeting

NC ACADEMY OF GENERAL DENTISTRY

Raleigh Convention Center

Raleigh, North Carolina
February 19-21, 2010

Lecture Courses

Karen Baker
Dr. Terry Donovan
Dr. Steve Hamrick
Dr. David Simpson
Dr. Tom Hummert
Dr. Patrice Walker

Participation Courses

Dr. Joseph Massad
Dr. Charles Samaras
Dr. Henry Gremillion

Comparative CE cost: Best deal for CE

- | | |
|--|-----------|
| 1) NC-AGD Local | \$17/Hour |
| 2) NC-AGD Moderately Close
(cost includes course & hotel) | \$24/Hour |
| 3) NC-AGD Distance
(cost includes course, hotel & flight) | \$42/Hour |
| 4) Out of State Course
(cost includes course, hotel & flight) | \$85/Hour |



(Raleigh Convention Center)

Total of 21 AGD CE hours available per participant during meeting

Schedule of Events

NCAGD 34th Annual Meeting

Friday February 19, 2010

7:30 am
Registration

8:00 am - 5:00 pm
Exhibit Hall Open

8:00 am - 12 Noon
Karen Baker
"Treating the New Millenium Dental Patient: Medicated and Complicated!"

8:30 am - 12 Noon
Dr. Terry Donovan
"Restoration of the Worn Dentition"

8:30 am - 12 Noon
Dr. Joseph Massad
"Denture & Implants in Today's Practice" - Limited Attendance

8:00 am - 12 Noon
Dr. Charles Samaras
"Intro CEREC" - Participation

10:00 am - 10:30 am
Break - Exhibit Hall

12 Noon - 1:00 pm
Lunch & Learn

1:00 pm - 4:00 pm
Karen Baker
"Pharmacology" - Continued

1:30 pm - 5:00 pm
Dr. Terry Donovan
"Restoration of the Worn Dentition" - Continued

1:30 pm - 5:00 pm
Dr. Joseph Massad
"Denture & Implants in Today's Practice" - Limited Attendance - Continued

1:00 pm- 5:00 pm
Dr. Charles Samaras
"Hands On CEREC Dentistry" - Participation

2:30 pm - 3:30 pm
Break - Exhibit Hall

5:00 pm - 7:00 pm
Vendor Reception
Hors d'oeuvres
Drawings
Soft Concert Music

7:30 pm - Until
Dinner with Friends of AGD

Saturday February 20, 2010

8:00 am
Registration

8:00 am - 5:00 pm
Exhibit Hall Open

8:30 am - 11:00 am
Rohn Hull - CPR Class
(Pre-registration required)

8:30 am - 12 Noon
Dr. Steve Hamrick, Dr. David Simpson, & Dr. Sheppard McKenzie "Updates in Peridontal & Implant Dentistry"

8:30 am - 12 Noon
Dr. Tom Hummert
"Sleep Apnea & Snoring Dental Appliance Therapy"

8:30 am - 12 Noon
Dr. Henry Gremillion
"Appliances"

9:30 am - 10:00 am
Break - Exhibit Hall

12 Noon - 1:00 pm
Lunch/NCAGD Board Meeting

1:30 pm - 4:30 pm
Dr. Steve Hamrick, Dr. David Simpson, & Dr. Sheppard McKenzie "Updates in Peridontal & Implant Dentistry" - Continued

1:30 pm - 5:00 pm
Dr. Tom Hummert
"Dental Photography"
"Esthetics and Color/Shade Selection"

1:30 pm - 5:00 pm
Dr. Henry Gremillion
"Appliances" - Continued

3:00 pm - 4:00 pm
Break - Exhibit Hall


Sunday February 21, 2010

8:30 am - 11:30 am
Patrice Walker
"Avoiding the Traps"

10:00 am - 10:30 am
Break

Lunch & Learn Friday Noon - 1:00 pm

- **Informed Consent**
Sponsored by Medical Security
- **Risk Management Pearls for Today's Practice**
Sponsored by Fortress
- **Managing Your Dental Practice with Statistical and Benchmarking Analysis**
Sponsored by Professional Management Healthcare Consultants



“Treating the New Millenium Dental Patient: Medicated and Complicated!”

Friday, February 19, 2010
8:30 am - Noon & 1:00 pm - 4:00pm
7 AGD CE hours



Karen Baker

Professor Karen A. Baker has been on the Dental College faculty at the University of Iowa for 28 years and occupies a unique role in dental practice and education. She is a clinical pharmacist with a Master's degree in clinical pharmacology and therapeutics and is focused on patient-specific dental drug therapy. She has given over 800 programs nationally and internationally and holds memberships in many dental and clinical pharmacology and therapeutics organizations. Ms. Baker is on the editorial board of the Journal of the Academy of General Dentistry. Her dental education-based pharmacy and drug therapy consultation center is the only one in the United States. She has authored more than 50 articles and abstracts and lectures extensively in pre-doctoral and graduate-level courses at the University of Iowa.

Course Information

Should you worry about bleeding if patients take anti-platelet medications like Plavix? Do all beta-blockers put patients at risk of epinephrine-induced hypertension? Which antidepressants cause the most severe xerostomia and what should you do to help your patient? Are there any herbal medicines or dietary supplements that are likely to be dangerous for patients undergoing even minor surgery? What dose of prednisone puts patients at risk from stress? Each day you see more patients who report four or more chronic diseases and take four or more chronic medications. Dental professionals are frequently faced with medically complex patients and need practical strategies for providing safe and appropriate care. The purpose of this course is to familiarize the dental professional with medication effects important in clinical dentistry. Extensive handouts will supplement discussion of intra-oral drug effects and treatment modifications involving medicated patients. Drug references including PDA programs will be compared and recommendations about clinical usefulness will be discussed. Controversial issues related to the prophylactic use of antibiotics, implications of alternative medicine, and dental drug interactions will be presented. Throughout the program, primary emphasis will be placed on developing consistent strategies for treating medically complex dental patients. An extensive and very current handout will greatly enhance the chairside value of this fast-paced, comprehensive and practical course.

Objectives:

After attending this course and reviewing the handouts, the participant should be able to:

1. Recognize the specific dental treatment modifications necessary to prevent complications in patients with major cardiovascular or central nervous system disorders.
2. Prescribe antibiotic premedication based on risk vs. benefit for cardiac lesions and implants.
3. Identify and safely manage the dental patient on chronic medications for diabetes, asthma, gastroesophageal reflux disease (GERD), and peptic ulcer disease.
4. List the chronic medications or dietary supplements likely to precipitate major interactions with dental antibiotics, analgesics, local anesthetics, and oral or parenteral anesthesia agents.

“Restoration of the Worn Dentition”

Friday, February 19, 2010
8:30 am - Noon & 1:30 pm - 5:00pm
7 AGD CE hours



Dr. Terry Donovan

Dr. Terry Donovan received his D.D.S. from the University of Alberta in 1967, and practiced full time in Regina, Saskatchewan for 13 years. He received his Certificate in Advanced Prosthodontics from the University of Southern California in 1981. He was Professor and Director of the Advanced Education in Prosthodontics Program at USC from 1988 - 2006. He has been Associate Dean for General Practice and Executive Associate Dean for Academic Affairs at the University of Southern California, as well as the Chairman of the Department of Restorative Dentistry from 1984 - 1991, and 1994-2001. He is currently Professor and Section Head of Biomaterials in the Department of Operative Dentistry at the University of North Carolina, School of Dentistry at Chapel Hill. He is also Director of Fixed Prosthodontics at the Scottsdale Center for Dentistry. He has published extensively, and has lectured world wide on the topics of restorative dentistry and materials science. He is a member of the ADA, CDA, Los Angeles Dental Society, CAIC, American Academy of Restorative Dentistry, American Academy of Esthetic Dentistry, the American College of Prosthodontists, a Fellow of the American College of Dentists, and an Honorary Life Member of the College of Dental Surgeons of Saskatchewan, The Association of Prosthodontists of Canada, and the Western Canada Dental Society. He is past Chairman of the American Dental Association's Council on Dental Materials, Instruments, and Equipment.


Course Information:

The number of patients presenting to dental offices with excessive loss of tooth structure is clearly increasing. This loss of tooth structure is often multi-factorial, and all potential etiologies of the wear must be considered before tackling extensive rehabilitative procedures. This presentation will analyze the various causes of tooth structure loss and present strategies to prevent further loss as well as reconstructive procedures to replace lost tooth structure. Topics to be discussed include:

1. The relative roles of chemical erosion and bruxism in patients with excessive loss of tooth structure.
2. The diagnosis, treatment and prevention of dental erosion.
3. Intrinsic versus extrinsic erosion.
4. The etiology and management of bruxism.
5. The controversy surrounding occlusal vertical dimension.
6. Neuromuscular occlusion: religion or evidence-based?
7. Materials considerations for restoration of the worn dentition.
8. Abfraction: Fact or fiction.
9. Treatment recommendations for non-carious cervical lesions.
10. A Critical analysis of current all-ceramic alternatives to PFM.
11. Prevention and management of root caries.
12. Case presentations.

“Denture & Implants in Today’s Dental Practice” (Participation)

Friday, February 19, 2010
8:30 am - Noon & 1:30 pm - 5:00 pm
7 AGD CE hours



Dr. Joseph Massad

Dr. Joseph Massad is currently the Director of Removable Prosthodontics at the Scottsdale Center for Dentistry in Arizona. Massad served from 1992-2003 as an associate faculty at the Pankey Institute in Florida and holds faculty positions at Tufts University School of Dental Medicine in Boston, the University of Texas Dental School at San Antonio, and the Oklahoma State University College of Osteopathic Medicine. Massad is a Fellow of the American College of Dentists and the International College of Dentists. He is in private practice in Tulsa, Oklahoma.

Sponsored by Proctor & Gamble

Participation Course Information: List of inclusions:

1. Practical solutions to common problems, such as relines.
2. Direct pick-up implant overdenture tips of the day.
3. Practical approaches to the Class 4 mandibular atrophic ridges.
4. One appointment impressioning of most prosthodontic scenarios.

Participation Objectives:

- Reducing the frustrations of treating the chronic complainer.
- What if I could tell my patients that I can help them when no one else could?
- The satisfaction in telling your patients that they cannot have everything they deserve and desire supported by scientific data.

“Intro CEREC” (Participation)

“Hands On CEREC Dentistry” (Participation)

Friday, February 19, 2010
8:00 am - Noon & 1:00 pm - 4:00 pm
7 AGD CE hours



Dr. Charles Samaras

Dr. Charles Samaras is a graduate of Tufts University School of Dental Medicine and has practiced Dentistry for over 27 years. He is a fellow of The American College of Dentists and The International College of Dentists. Dr Samaras also served as The Director of Practice Management at Tufts Dental for 9 years as well as an Associate Clinical Professor. Dr Samaras has authored over 100 articles for several established Dental publications and lectures nationally and internationally on Dental Technology, Practice Management, CAD/CAM Dentistry, and Advice for The New Dentist. He is a co-founder of 21st Century Practice Solutions and lives in Pinehurst, North Carolina with his wife and two daughters.

Sponsored by Patterson Dental

Participation Course Objectives:

Each participant should be able to understand the principles of in office CAD/CAM dentistry using the CEREC AC system. They will also participate in a hands on session to take impressions, design, mill and finish and polish several CAD/Cam onlays and crowns

Participation Course Outline:

- Why Cad/Cam for your practice?
- Prep, Impression, and CAD/CAM design lecture
- Materials, Cementation, Finish and Polish lecture
- Hands on instruction and participation in CAD/CAM impressions, Design, milling, staining and glazing
- Fabrication of CAD/CAM restorations - Start to Finish



“Updates in Periodontics and Implant Dentistry”

Saturday, February 20, 2010
8:30 am - Noon & 1:30 pm - 5:00pm
7 AGD CE hours



Dr. Steve Hamrick

Dr. Steve Hamrick practiced general dentistry for several years before pursuing specialty training in Periodontics. He has maintained a private practice in Periodontics in Raleigh, NC for over 20 years. He lectures frequently on updates in Periodontics and Implant Dentistry.



Dr. Sheppard McKenzie

Dr. Sheppard McKenzie is a recent graduate of UNC at Chapel Hill Department of Periodontology. He also completed his undergraduate and DDS training at UNC. He practices in Raleigh, NC. He also frequently lectures on updates in Periodontics and Dental Implants

Course Information:

This lecture is a practical update on treatment of periodontal disease, mucogingival defects, ridge augmentation/preservation, and implant placement.



Dr. David Simpson

Dr. David Simpson is a former Chair of the Department of Periodontology at UNC Chapel Hill as well as former Graduate Program Director. He has maintained a private practice in Raleigh, NC for the past few years. He lectures often and teaches a course on Dental Implants.

“Sleep Apnea & Snoring Dental Appliance Therapy” AM
“Esthetics, Color/Shade Selection, Photography” PM

Saturday, February 20, 2010
8:30 am - Noon & 1:30 pm - 5:00pm
7 AGD CE hours



Dr. Tom Hummert

Dr. Tom Hummert received his D.D.S. from the University of Texas Health Science Center at San Antonio (UTH-SCSA) in 1983 and practiced there for nine years, with the last four 50% as a faculty in the Department of Restorative Dentistry. He returned to UTHSCSA in 1992 for a Ph.D. in Biochemistry and a Certificate in Prosthodontics. He came to the UNC Dental School in 2000 as a full time faculty in the Department of Prosthodontics. He left in 2006 to return to private practice in Prosthodontics in Hendersonville, NC. He has used dental photography in his practice since he began practice. He has an intimate knowledge of sleep apnea and its treatment for the past 15 years.

Course Information:

Sleep Apnea & Snoring Dental Appliance Therapy

- Fundamental knowledge of sleep disorders and what you can and cannot treat, legal aspects for dental-medical sleep devices, review of commonly used appliances, practical application and fees

Esthetics and Color/Shade Selection

- Overall approach to intrinsic ideas related to esthetics and color as related to dentistry.

Dental Photography

- Why you want to include photography in your practice, review of basic concepts of photography, review of equipment, series shot selection and positioning.

Course Objectives:

Sleep Apnea & Snoring Dental Appliance Therapy

You will begin by learning the medical description of sleep disorders, and the how/why they relate to treatment by the dentist. What you need to know to feel comfortable treating these candidates for oral appliance therapy: exam, records, referral, medico-legal concepts, appliance selection, fees and follow-up.

Esthetics and Color/Shade Selection

This is a good review of the many concepts of esthetics and light and how they relate to dentistry and teeth. The concepts here are designed to give the practitioner a better eye for esthetics and a better understanding of color and light so that you can do better hands on dentistry and have better communication with your dental laboratory/technician, providing a more predictable result.

Dental Photography

You will get a good review of fundamental photography concepts and learn why they apply to making a good image in the daily practice of dentistry. Learn practical concepts and methods not methods attempting to make you a professional photographer, but leave you with the knowledge of a professional.

“Appliance” (Participation)

Saturday, February 20, 2010
8:30 am - Noon & 1:30 pm - 5:00pm
7 AGD CE hours



Dr. Henry Gremillion

Dr. Henry Gremillion is a 1977 graduate of Louisiana State University School of Dentistry. He maintained a private general dental practice in Cottonport, Louisiana from 1977 to 1989. He then completed a 2-year Fellowship in Craniofacial Pain and Dysfunction at the University of Florida College of Dentistry under the mentorship of Dr. Parker E. Mahan. He served as professor in the Department of Orthodontics and holds an affiliate appointment in the Department of Prosthodontics at the UFCD. He was director of the Parker E. Mahan Facial Pain Center, directing fellowship program in Orofacial Pain, and was active dental staff of Shands Teaching Hospital. He served as a consultant in the field of temporomandibular disorders and orofacial pain for the U.S. Army, U.S. Navy, U.S. Air Force, Veteran's Administration Hospital in Gainesville, Fl., ADA Council on Dental Practice, and the Comprehensive Dentistry Program at UFCD. He is an associate faculty member of the L.D. Pankey Institute for Advanced Dental Education. He has lectured in the U.S. and abroad and has co-authored over 50 scientific articles, abstracts, and book chapters. His research interests include temporomandibular disorders, bruxism, and psychosocial aspects of orofacial pain. His major clinical interest is the diagnosis and management of orofacial pain. He now serves as the dean of LSU dental school.

Course Information:

The dentist has an array of appliances that have been proposed for a variety of pathologies or purposes. When we begin our practices, we have some understanding of the soft nightguard, but we have little knowledge of other appliances, their purpose, and clinical determinations. How do we determine if an appliance is safe and effective? How do we determine what is the purpose of an appliance? Does “one appliance fit all”? How do I discriminate between sales pitches, guru thinking, and science in regards to appliances? What is the best appliance for a particular purpose needed for this patient pathology?

Appliances have proposed for muscle recruitment in muscle pathologies, muscle recruitment in displaced disc, disc recapture in disc displacement, joint loading in osteoarthritis, protection of teeth in bruxism, balance muscle activity in achieving CR, reduction

of ligament pulling in Coronoid tendonitis, and other pain conditions. By utilizing our knowledge of anatomy and physiology, we determine which appliance will benefit the patient's pathology. Each appliance is used based on its scientific benefits and is not based on a particular person, group, or company philosophy. Each appliance has different benefits, each appliance has some side effects, and each appliance has different clinical problems. So as you see, the important factors in appliance therapy are diagnosis, knowledge of science of appliances, and caring enough to give the best dentistry are keys to appliance therapy.

Purpose of the Course:

- 1) To determine, proper design for proper purpose (Diagnosis)
- 2) To understand, the different designs & materials of each type of appliance (Science)
- 3) To care, giving the best of best to your patients (Care)

"Avoiding the Traps"

Sunday, February 21, 2010

8:30 am - Noon

3 AGD CE hours



Patrice Walker

Patrice Walker graduated with honors from UNC Law School. As Assistant Director of UNC's Institute of Government, she provided advice to state and local government officials in the health law field. She has taught at the UNC Medical School, Nursing School, and Dental School. She drafted the state laws governing pharmacy and nursing and has represented numerous health care providers before licensing boards. She has taught health law nationwide and has written many books and articles. Her most recent book is Dentistry and North Carolina Law.

Course Information:

This program will give the dental professional practical advice for handling unexpected legal problems that arise frequently in the practice of dentistry.

Course Objectives:

1. Describe the laws governing malpractice suits in North Carolina and learn the common causes of patient complaints.
2. Describe the ethical standards imposed by the Dental Board and learn the proper steps to take when contacted by a licensing agency.
3. Improve documentation in order to provide better patient care and avoid unfavorable results in litigation.

CPR Certification with Rohn Hull

8:30 am - 11:00 am Saturday, February 20, 2010

Pre-registration is required - Limited to 20 people

3 AGD CE hours

Need your CPR certification but hate to sit through another mind-numbing 6-hour class? With CPR by Dr. Rohn Hull fully-accredited courses you can earn your CPR, First Aid, AED, and Bloodborne Pathogens certification at your convenience and have your certificate and wallet card today.

CPR is quick, inexpensive and completely risk-free. Ours is the only program that:

- Is Nationally accredited in all 50 states
- Meets International Guidelines Conference on Cardiopulmonary Resuscitation standards
- Includes most recent AHA and ARC Guidelines (December 13, 2005)
- Includes "compression-only" bystander-initiated CPR techniques (March 31, 2008)
- Is Emergency Cardiovascular Care (ECC) and OSHA compliant
- Includes 2-year certification
- Does not require additional fees for practical exam
- Includes certificate and wallet card
- Is reviewed by National Health & Safety Foundation

Miles 4 Smiles Race

Supporting Dental Missions in North Carolina

Benefit - Mission Bus for mom & dad projects in NC

Sunday, February 21, 2010

Time: 2:00pm

3 Races:

Kids Run, Fun Run, 5K Race

thank you

The NCAGD would like to thank the sponsors of the 2010 NCAGD Annual Meeting. It is their generous support that makes our meeting possible.

Platinum Level



Gold Level



Silver Level





**North Carolina
Academy of General Dentistry**
537 North Gurney Street
Burlington, NC 27215



**REGISTER NOW for the
NCAGD 34th Annual Meeting
February 19-21, 2010**

Marriott Hotel
500 Fayetteville Street

Raleigh, North Carolina


ACCOMMODATIONS:

Phone: 919-833-1120

Internet: www.marriott.com

Reserve Before: January 19, 2010

**Hotel Code:
AGDAGDA**



DIRECTIONS: I-40E toward Raleigh. S. Saunders St. exit - 298B toward downtown. Merge onto S. Saunders, 401 N. Continue on 401 N. Turn right onto Lenoir St. Parking Garage will be on left entrance side of the hotel off Lenoir St. For valet parking continue past the parking garage entrance and turn left onto Fayetteville St.

Questions: If you need more information, please call:
Elizabeth Trevathan 336-584-8477 or email etncagd@gmail.com